

INTRODUCTORY SUB-TABLE (I) (a)


Name of the Company		: M/s TAMILNADU STEEL TUBES LTD.		
Scrip Code, Name of the scrip, class of security : 513540 ; TNSTEELTUBE, Equity Shares				
AS ON		: 30.09.2015		
Partly paid-up shares:-				
	No. of partly paid-up shares	As a % of total no. of partly paid-up shares	As a % of total no. of shares of the company	
Held by promoter/promoter group	Nil	Nil	Nil	
Held by public	Nil	Nil	Nil	
TOTAL	Nil	Nil	Nil	
Outstanding convertible securities:-				
	No. of Outstanding Securities	As a % of Total No. of outstanding convertible Securities	As a % of Total No. of Shares of the Company, assuming full Conversion of the Convertible Securities	
Held by promoter/promoter group	Nil	Nil	Nil	
Held by public	Nil	Nil	Nil	
TOTAL	Nil	Nil	Nil	
Warrants:-				
	No. of Warrants	As a % of Total No. of Warrants	As a % of Total No. of Shares of the Company, assuming full conversion of Warrants	
Held by promoter/promoter group	Nil	Nil	Nil	
Held by public	Nil	Nil	Nil	
TOTAL	Nil	Nil	Nil	
Total paid-up capital of the company, assuming full conversion of warrants and convertible securities	5124800	Nil	Nil	

For TAMIL NADU STEEL TUBES LTD.,


 Director

Statement Showing Shareholding Pattern - As on : 30.09.2015

Category code	Category of Shareholder	Number of Shareholders	Table (I)(a)				Shares Pledged or otherwise encumbered	
			Total number of shares	Number of shares held in dematerialized form	Total shareholding as a percentage of total number of shares		Number of shares	As a percentage
					As a percentage of (A+B) ¹	As a percentage of (A+B+C)		
(I)	(II)	(III)	(IV)	(V)	(VI)	(VII)	(VIII)	(IX)= (VIII)/(IV)*100
(A)	Shareholding of Promoter and Promoter Group²							
1	Indian							
(a)	Individuals/ Hindu Undivided Family	34	8,94,110	294670	17.45	17.45	N.A.	N.A.
(b)	Central Government/ State Government(s)	Nil	Nil	Nil	Nil	Nil	Nil	Nil
(c)	Bodies Corporate	Nil	Nil	Nil	Nil	Nil	Nil	Nil
(d)	Financial Institutions/ Banks	Nil	Nil	Nil	Nil	Nil	Nil	Nil
(e)	Any Others(Specify)	Nil	Nil	Nil	Nil	Nil	Nil	Nil
(e-i)		Nil	Nil	Nil	Nil	Nil	Nil	Nil
(e-ii)		Nil	Nil	Nil	Nil	Nil	Nil	Nil
	Sub Total(A)(1)	34	8,94,110	294670	17.45	17.45	N.A.	N.A.
2	Foreign							
a	Individuals (Non-Residents Individuals/ Foreign Individuals)	Nil	Nil	Nil	Nil	Nil	Nil	Nil
b	Bodies Corporate	Nil	Nil	Nil	Nil	Nil	Nil	Nil
c	Institutions	Nil	Nil	Nil	Nil	Nil	Nil	Nil
d	Any Others(Specify)	Nil	Nil	Nil	Nil	Nil	Nil	Nil
d-i		Nil	Nil	Nil	Nil	Nil	Nil	Nil
d-ii		Nil	Nil	Nil	Nil	Nil	Nil	Nil
	Sub Total(A)(2)	Nil	Nil	Nil	Nil	Nil	Nil	Nil
	Total Shareholding of Promoter and Promoter Group (A)= (A)(1)+(A)(2)	34	8,94,110	294670	17.45	17.45	N.A.	N.A.
(B)	Public shareholding							
1	Institutions							
(a)	Mutual Funds/ UTI (2 Folios)	2	70,600	Nil	1.38	1.38	N.A.	N.A.
(b)	Financial Institutions/ Banks	Nil	Nil	Nil	Nil	Nil	N.A.	N.A.
(c)	Central Government/ State Government(s)	Nil	Nil	Nil	Nil	Nil	N.A.	N.A.
(d)	Venture Capital Funds	Nil	Nil	Nil	Nil	Nil	N.A.	N.A.
(e)	Insurance Companies	Nil	Nil	Nil	Nil	Nil	N.A.	N.A.
(f)	Foreign Institutional Investors	Nil	Nil	Nil	Nil	Nil	N.A.	N.A.
(g)	Foreign Venture Capital Investors	Nil	Nil	Nil	Nil	Nil	N.A.	N.A.
(h)	Any Other (specify)	Nil	Nil	Nil	Nil	Nil	N.A.	N.A.
(h-i)		Nil	Nil	Nil	Nil	Nil	N.A.	N.A.
(h-ii)		Nil	Nil	Nil	Nil	Nil	N.A.	N.A.
	Sub-Total (B)(1)	2	70,600	Nil	1.38	1.38	N.A.	N.A.
B 2	Non-institutions							
(a)	Bodies Corporate	44	4,43,100	2000	8.65	8.65	N.A.	N.A.
(b)	Individuals							
I	i. Individual shareholders holding nominal share capital up to Rs. 1 lakh	14,099	23,50,790	43,000	45.87	45.87	N.A.	N.A.
II	ii. Individual shareholders holding nominal share capital in excess of Rs. 1 lakh	14	13,65,200	5,83,100	25.64	25.64	N.A.	N.A.
(c)	Any Other - HUF	6	1,000	200	0.02	0.02	N.A.	N.A.
(c-i)		Nil	Nil	Nil	Nil	Nil	N.A.	N.A.
(c-ii)		Nil	Nil	Nil	Nil	Nil	N.A.	N.A.
	Sub-Total (B)(2)	14,163	41,60,090	6,28,300	81.18	81.18	N.A.	N.A.
(B)	Total Public Shareholding (B) = (B)(1)+(B)(2)	14,165	42,30,690	6,28,300	82.55	82.55	N.A.	N.A.
	TOTAL (A)+(B)	14,199	9,22,800	9,22,970	100.00	100.00	N.A.	N.A.
(C)	Shares held by Custodians and against which Depository Receipts have been issued							
1	Promoter and Promoter Group	Nil	Nil	Nil	Nil	Nil	N.A.	N.A.
2	Public	Nil	Nil	Nil	Nil	Nil	N.A.	N.A.
	Sub-Total (C)	Nil	Nil	Nil	Nil	Nil	N.A.	N.A.
	GRAND TOTAL (A)+(B)+(C)	14,199	9,22,970	9,17,670	100.00	100.00	N.A.	N.A.


Director

For TAIL RADI STEEL TUBES LTD.,

(D) (b) Statement showing holding of Securities (including shares, warrants, convertible securities) of persons belonging to the category "Promoter & Promoter Group"

Sl. No.	Name of the Share Holder	Details of Shares held		Encumbered shares (*)			Details of warrants		Details of convertible securities		Total shares (including underlying shares assuming full conversion of warrants and convertible securities) as a % of diluted share capital
		Number of shares held	As a % of grand total (A)+(B)+(C)	No.	As a percentage	As a % of grand total (A)+(B)+(C) of sub-clause (D)(a)	Number of warrants held	As a % total No. of warrants of the same class	Number of convertible securities held	As a % total number of convertible securities of the same class	
(i)	(ii)	(iii)	(iv)	(v)	(vi)=(v)/(iii)*100	(vii)	(viii)	(ix)	(x)	(xi)	(xii)
1	As per List	8,94,110	17.45	Nil	Nil	Nil	N.A.	N.A.	N.A.	N.A.	N.A.
2	enclosed										
3											
4											
	TOTAL	8,94,110	17.45	Nil	Nil	Nil	N.A.	N.A.	N.A.	N.A.	N.A.

(*) The term "encumbrance" has the same meaning as assigned to it in regulation 28(3) of the SAST Regulations, 2011



F&P TAMIL NADU STEEL TUBES LTD.,



Director

(D) (c) (i) Statement showing holding of securities (including shares, warrants, convertible securities) belonging to the category "Public" and holding more than 1% of the total number of shares

Sl. No.	Name of the Share Holder	Number of shares held	Shares as a percentage of total number of shares {i.e., Grand Total (A)+(B)+(C) indicated in Statement at para (D)(a) above}	Details of warrants		Details of convertible securities		Total shares (including underlying shares assuming full conversion of warrants and convertible securities) as a % of diluted share capital
				Number of warrants held	As a % total number of warrants of the same class	Number of convertible securities held	% w.r.t total number of convertible securities of the same class	
1	Saatvik Goyal	238400	4.65	N.A.	N.A.	N.A.	N.A.	4.65
2	Durga Devi Goyal	81000	1.58	N.A.	N.A.	N.A.	N.A.	1.58
	Durga Devi Goyal	171200	3.34	N.A.	N.A.	N.A.	N.A.	3.34
3	Drishya Goyal	160000	3.12	N.A.	N.A.	N.A.	N.A.	3.12
4	Griffin Chemicals	100000	1.95	N.A.	N.A.	N.A.	N.A.	1.95
5	Global Capital Mkt	250000	4.88	N.A.	N.A.	N.A.	N.A.	4.88
6	Seatrans Dan Shpg	250000	4.88	N.A.	N.A.	N.A.	N.A.	4.88
7	Jaykaydee Indust.	150000	2.93	N.A.	N.A.	N.A.	N.A.	2.93
8	Fastrak Securities	200000	3.90	N.A.	N.A.	N.A.	N.A.	3.90
	Bank of India							
9	A/c Mutual Fund	70600	1.38	N.A.	N.A.	N.A.	N.A.	1.38
	TOTAL	1671200	31.03	N.A.	N.A.	N.A.	N.A.	31.03

FOR TAMIL NADU STEEL TUBES LTD.,

 Director

(I)(d) Statement showing details of Locked-in Shares

Sr. No.	Name of the shareholder	Number of locked-in shares	Locked-in shares as a percentage of total number of shares {i.e., Grand Total (A)+(B)+(C) indicated in Statement at para (I)(a) above}
1			
2			
3			
4			
5	NIL	NIL	NIL
6			
7			
8			
9			
TOTAL	NIL	NIL	NIL

For TAMIL NADU STEEL TUBES LTD.,


Director

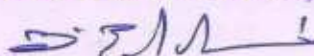

(II)(a) Statement showing details of Depository Receipts (DRs)

Sr. No.	Type of outstanding DR (ADRs, GDRs, SDRs, etc.)	Number of outstanding DRs	Number of Shares underlying outstanding DRs	Shares underlying outstanding DRs as a percentage of total number of shares {i.e., Grand Total (A)+(B)+(C) indicated in Statement at para (I)(a) above}
1				
2				
3				
4				
5				
6	NIL	NIL	NIL	NIL
7				
8				
9				
TOTAL	NIL	NIL	NIL	NIL

(II)(b) Statement showing holding of Depository Receipts (DRs), where underlying Shares held by "Promoter/Promoter Group" are in excess of 1 % of the Total Number of Shares.

Sr. No.	Name of the DR Holder	Type of outstanding DR (ADRs, GDRs, SDRs, etc.)	Number of shares underlying outstanding DRs	Shares underlying outstanding DRs as a percentage of total number of shares {i.e., Grand Total (A)+(B)+(C) indicated in Statement at para (I)(a) above}
1				
2				
3				
4				
5				
6	NIL	NIL	NIL	NIL
7				
8				
9				
TOTAL	NIL	NIL	NIL	NIL

For TAMIL NADU STEEL TUBES LTD.,


 Director

TAMILNADU STEEL TUBES LTD.

Regd. Office: Mercury Apts., 1st Floor, No. 65, Pantheon Road, Egmore, CHENNAI-600008

Phones: 2855 5653, 2855 5673, 2855 5733; Fax: 091-44-2855 5643

E-mail: tnt.share@yahoo.in / tnstl@vsnl.net

Web: www.tamilnadusteeltubesltd.com

CIN : L27110TN1979PLC007887

List of Promoters' Shareholdings :

AS ON : 30.09.2015

S.No.	Fol. No./ DPID/Cl. Id	Name	No. of Shares	%
01	IN301080 22842462	Rakesh Goyal (Huf)	1,43,110	2.79
02	IN301080 22818373	-do-	3,04,640	5.94
03	IN301080 22818381	Seema Goyal	1,51,560	2.96
04	027	Kedarnath Goyal	6,890	0.14
05	066	Om Prakash Bagla	20,000	0.39
06	067	Vimala Devi Bagla	9,900	0.19
07	071	Sanjaykumar Agarwal	6,000	0.12
08	072	Dikcha Devi Agarwal	4,000	0.08
09	086	Renu Agarwal	6,000	0.12
10	087	Anita Agarwal	4,000	0.08
11	099	Om Prakash Garg	6,000	0.12
12	100	Mangalchand Khemka	10,000	0.20
13	101	Sarala Devi Khemka	5,500	0.11
14	102	Mangalchand Khemka	13,000	0.25
15	103	Nirmala Devi Khemka	5,000	0.10
16	104	Puran Khemka	7,000	0.14
17	105	Charanjit Kalra	10,000	0.19
18	106	Richpal Singh	5,500	0.11
19	115	CV Durairajan	5,000	0.10
20	118	Vimala Devi Agarwal	6,600	0.13
21	119	Rajesh Choudary	10,000	0.19
22	120	S.R. Sarathy	10,000	0.19
23	121	S K Chopra	10,000	0.19
24	124	Pawan Bagla	10,300	0.20
25	125	Rajesh Bagla	10,400	0.20
26	133	S K Chopra	5,000	0.10
27	135	Sawarmal	20,000	0.39
28	136	Sukhvinder Singh	20,000	0.39
29	138	Mohanlal Jain	40,000	0.78
30	23950	Om Prakash Gupta	5,510	0.11
31	23983	Vivek Kumar Kajaria	8,400	0.16
32	23984	Kavirta Kajaria	7,700	0.15
33	23985	Sheo Kumar Kajaria	3,100	0.06
34	23986	Asha Rani Kajaria	4,000	0.08
		TOTAL Number of SHARES	8,94,110	17.45

For TAMILNADU STEEL TUBES LTD.,



(Handwritten Signature)

Director

ANNEXURE-A

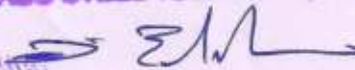
REPORTING FORMAT U/R 8A(1), 8A(2) and 8A(3) TO BE FILED BY THE PROMOTER/PROMOTER GROUP TO THE COMPANY

(Format for filing the details of the shares pledged by the promoter or every person forming part of the promoter group, to the company in terms of Regulations 8A(1), 8A(2) and 8A(3) of SEBI (Substantial Acquisition of Shares and Takeovers) Regulations, 1997)

Name of the Reporting entity	
Whether belonging to Promoter/Promoter Group	Promoter Yes/No (strike out which is not applicable)
	Promoter group Yes/No (strike out which is not applicable)
Date of Reporting (For the Q.E. 30.09.2015)	06.10.2015
Name of the company	M/s.Tamilnadu Steel Tubes Limited
Total no. of outstanding shares of the company	5124800 Shares

Pre-transaction Details		Transaction Details			Post-transaction Details		% of the shares pledged, to the total no. of shares held in the company by the reporting entity	% of shares pledged to the total no. of outstanding shares of the company
Total no. of shares held in the company by the reporting entity	Total no. of shares pledged by the reporting entity	Date of the transaction	Nature of the transaction: Pledge (P); Revoke (R); Invoke (I)	No. of shares pledged/revoked/invoked	Total no. of shares held in the company by the reporting entity	Total no. of shares pledged by the reporting entity		
(I)	(II)	(III)	(IV)	(V)	(VI)	(VII)	(VIII)	(IX)
8,94,110	Nil	Nil	Nil	Nil	8,94,110	Nil	Nil	Nil

For TAMIL NADU STEEL TUBES LTD.,


Director

ANNEXURE-B

REPORTING FORMAT U/R 8A(4) TO BE FILED BY THE COMPANY TO STOCK EXCHANGE

(Format for filing the details of the shares pledged by the promoter or every person forming part of the promoter group by the company to the stock exchange(s) in terms of Regulations 8A(4) of SEBI (Substantial Acquisition of Shares and Takeovers) Regulations, 1997)

This report is required to be filed by the company every time when the aggregate quantity of shares pledged by the promoter/every person forming part of promoter group exceeds the limits specified in Regulation 8A(4) during a quarter.

Date of Reporting (For the Q.E. 30.09.2015)	06.10.2015
Name of the company	M/s.Tamilnadu Steel Tubes Limited
Total no. of outstanding shares of the company	5124800 Shares

Name of the entity	A Details of transaction(s)		B Aggregate details after the transaction(s)			
	Date of transaction	Number of shares pledged	Total no. of shares held by the entity in the company	Information on pledge		
				Total No. of shares pledged	% of total shares pledged to total no. of shares held by the entity in the company	% of shares pledged to total no. of outstanding shares of the company
(I)	(II)	(III)	(IV)	(V)	(VI) = (V) / (IV)	(VII)
Promoter Group	Nil	Nil	8,94,110	Nil	Nil	Nil
TOTAL	Nil	Nil	8,94,110	Nil	Nil	Nil

Notes:

- 1) "Entity" means "Promoter or every person forming part of the Promoter Group".
- 2) Details under (A) shall include chronological details of all individual transaction(s) in a quarter which when taken together exceeds the limit specified under Regulation 8A(4) of the SEBI (Substantial Acquisition of Shares and Takeovers) Regulations, 1997.
- 3) Names of the promoter and promoter group shall be the same as appearing in other filings made with stock exchanges.

For TAMIL NADU STEEL TUBES LTD.,


 Director

TAMILNADU STEEL TUBES LTD.

Regd. Office: Mercury Apts., 1st Floor, No. 65, Pantheon Road, Egmore, CHENNAI-600008

Phones: 2855 5653, 2855 5673, 2855 5733; Fax: 091-44-2855 5643

E-mail: tnt.share@yahoo.in / tnstl@vsnl.net

Web: www.tamilnadusteeltubesltd.com

CIN : L27110TN1979PLC007887

List of Promoters' Shareholdings :

AS ON : 30.09.2015

S.No.	Fol. No./ DPID/Cl. Id	Name	No. of Shares	%
01	IN301080 22842462	Rakesh Goyal (Huf)	1,43,110	2.79
02	IN301080 22818373	-do-	3,04,640	5.94
03	IN301080 22818381	Seema Goyal	1,51,560	2.96
04	027	Kedarnath Goyal	6,890	0.14
05	066	Om Prakash Bagla	20,000	0.39
06	067	Vimala Devi Bagla	9,900	0.19
07	071	Sanjaykumar Agarwal	6,000	0.12
08	072	Dikcha Devi Agarwal	4,000	0.08
09	086	Renu Agarwal	6,000	0.12
10	087	Anita Agarwal	4,000	0.08
11	099	Om Prakash Garg	6,000	0.12
12	100	Mangalchand Khemka	10,000	0.20
13	101	Sarala Devi Khemka	5,500	0.11
14	102	Mangalchand Khemka	13,000	0.25
15	103	Nirmala Devi Khemka	5,000	0.10
16	104	Puran Khemka	7,000	0.14
17	105	Charanjit Kalra	10,000	0.19
18	106	Richpal Singh	5,500	0.11
19	115	CV Durairajan	5,000	0.10
20	118	Vimala Devi Agarwal	6,600	0.13
21	119	Rajesh Choudary	10,000	0.19
22	120	S.R. Sarathy	10,000	0.19
23	121	S K Chopra	10,000	0.19
24	124	Pawan Bagla	10,300	0.20
25	125	Rajesh Bagla	10,400	0.20
26	133	S K Chopra	5,000	0.10
27	135	Sawarmal	20,000	0.39
28	136	Sukhvinder Singh	20,000	0.39
29	138	Mohanlal Jain	40,000	0.78
30	23950	Om Prakash Gupta	5,510	0.11
31	23983	Vivek Kumar Kajaria	8,400	0.16
32	23984	Kavirta Kajaria	7,700	0.15
33	23985	Sheo Kumar Kajaria	3,100	0.06
34	23986	Asha Rani Kajaria	4,000	0.08
		TOTAL Number of SHARES	8,94,110	17.45

For TAMIL NADU STEEL TUBES LTD.,


Director